

Part 43 Data Collection Information Sheet


Table of Contents

Log into the System	2
Create a New Filing.....	3
Filing Entity Page.....	4
Preparer Contact Page.....	6
Authorizations Page.....	7
Submarine Cables: Operators	9
Submarine Capacity Holders.....	10
Certification and Submission Page.....	11
Error Review	14
Error Samples.....	15
Warning Samples	16
Errors Commenting.....	17
Check the Status of Your Filing	20

Log into the System

The Part 43 Data Collection is an online file system available at <https://apps2.fcc.gov/section4362/login.xhtml>.

Login using the FCC Registration Number (FRN) and password established at the Commission Registration System (CORES) page (www.fcc.gov/core).

Federal Communications Commission

Part 43 Data Collection

rev 2.022 | FRN: 0023548365 | [Log Out](#)

My Filings

Approved by OMB 3060-1156

Getting Started

The FCC Part 43 system allows you to submit filings to fulfill the annual reporting requirements for international service.

New reports, revisions and waiver requests can be filed for:

- Circuit Capacity Report

Who must file a Circuit Capacity Report?

- Any U.S. common carrier that owned or leased bare capacity on a submarine cable between the United States and any foreign point on December 31 of the reporting period.
- Any person or entity that held a cable landing license on submarine cable between the United States and a foreign point on December 31 of the reporting period.

See the [Part 43 Filing Manual](#) for more details.

Log In

FCC Registration Number (FRN):

Password:

[Log In](#)

New Filers: [Register for FRN](#)

[Forgot Your Password?](#)

Create a New Filing

Select the Filing Period (default is the current year)

Select the type of Filing

Select Create

Part 43 Data Collection

rev 2.022 | FRN: 0023548316 | Log Out

My Filings

Approved by OMB 3060-1156

Report Filings

- To create a new filing or waiver request
 - Choose a filing period
 - Choose a filing type to create
 - Click "create"
- To modify a current filing
 - To edit filing that is still in progress, click "Open" on the right.
 - To view the errors in a filing and send explanations to FCC staff, click on "Errors."
 - To revise a filing or waiver request, click on "Revise" button. The new version will be listed with a status of "In progress." The old version's status will change to "Archived"
- For further assistance please refer to the Part 43 Filing Manual

Choose a Filing-Period to display: 2019

Choose a Filing Type to create for 2019: Circuit Capacity

Reporting Year	Report Type	Version	Date Updated	Status	Actions
----------------	-------------	---------	--------------	--------	---------

Filing Entity Page

Enter 499 ID, if applicable

Entity Information prefills from CORES. Certain fields remain editable here. If the Entity Information needs to be updated, update in CORES (<http://www.fcc.gov/core>). Only phone, fax and email are editable in this system.

Save button: Saves information and remains on the page (if there are errors, Save will display them on this page)

Continue button: Saves the information and continues to the next page. If there are errors, there will be a red

X next to the Filing Steps list.



You may correct the errors using the Back button or by

clicking the appropriate Filing Steps link.

The screenshot shows the FCC Part 43 Data Collection Filing Entity Information page. The page header includes the FCC logo, "Part 43 Data Collection", and navigation links for "My Filings", "rev 2.022", "FRN: 0023548316", and "Log Out". The page is titled "Filing Entity Information" and includes a "Reporting Period: 2019" and "Last Updated:" field. A note states: "The information on this page is retrieved from the FCC's Commission Registration System (CORES). Edits to this data need to be done in that system first." The "Entity Contact Information" section includes fields for "FCC Registration Number (FRN): 0023548316" and "Filer 499 ID, if any:". Below this, the "Entity Contact Information" section lists fields for Name, Company, Address, City, State, Zip Code, Country, Phone, Fax, and Email. The "Filing Steps" section on the right lists: "Filing Entity Information", "Preparer Contact Information", "Authorizations", "Submarine Cables (Operators)", "Submarine Capacity Holder", "Certify and Submit", and "Confirmation and Error Summary". The "Resources" section on the right lists "Part 43 Filing Manual". At the bottom, there are "Back", "Save", and "Continue" buttons.

Part 43 Data Collection FCC

apps2at.fcc.gov/section4362/app/filer.xhtml

Part 43 Data Collection

rev 2.022 | FRN: 0023548316 | Log Out

My Filings

Approved by OMB 3060-1156

FCC NOTICE REQUIRED BY THE PAPERWORK REDUCTION ACT

Circuit Capacity

Filing Entity Information

Reporting Period: 2019 | Last Updated:

* indicates required field

The information on this page is retrieved from the FCC's Commission Registration System (CORES). Edits to this data need to be done in that system first.

Entity Contact Information

FCC Registration Number (FRN): 0023548316

Filer 499 ID, if any:

Entity Contact Information

Name: Betty White

Company: Laughs Inc.

Address: 593 Comics Blvd

City: Los Angeles

State: California

Zip Code: 90001

Country: United States

* Phone: (202) 418-2222

Fax:

* Email: IBFSINFO@fcc.gov

Back

Save

Continue

Filing Steps

Filing Entity Information

Preparer Contact Information

Authorizations

Submarine Cables (Operators)

Submarine Capacity Holder

Certify and Submit

Confirmation and Error Summary

Resources

Part 43 Filing Manual

Filing Entity Page

Filing entity information is prefilled from CORES and includes the information associated with the FRN. Phone, Fax, and email fields are editable.

DO NOT include a U.S. phone number with a Foreign Entity, this page and subsequent pages will not save.

DO NOT include a Foreign Phone number with a U.S. entity or address, this and subsequent pages will not save.

Preparer Contact Page

Fill in Preparer Contact Information. Fields marked with an asterisk (*) are required. FCC staff may use the information on this page in the event questions arise concerning the filing.

Part 43 Data Collection FCC

apps2at.fcc.gov/section4362/app/preparer-information.xhtml

FCC NOTICE REQUIRED BY THE PAPERWORK REDUCTION ACT
FILING SUMMARY

Circuit Capacity

Preparer Contact Information

Betty White | Laughs Inc. | Reporting Period: 2019 | Last Updated: 02/21/2020 12:00:06 PM EST

* indicates required field

Preparer Name

* First Name:

Middle Name:

* Last Name:

* Company Name:

Preparer Contact Information

* Country:

United States

PO Box:

Either PO Box or Address Line 1 is required.

* Address Line 1:

Address Line 2:

* City:

* State:

Select...

* Zip Code:

* Phone:

Fax:

* Email:

Filing Steps

✓ Filing Entity Information

➔ Preparer Contact Information

✓ Authorizations

✓ Submarine Cables (Operators)

✓ Submarine Capacity Holder

✗ Certify and Submit

✓ Confirmation and Error Summary

Resources

• Part 43 Filing Manual

Back

Save

Continue

Part 43 Data Collection Information

Page 6 of 20

v.5 Feb. 28, 2020

Authorizations Page

Use the File Number(s) of the current authorization in IBFS on this screen.

Enter File Number(s) one at a time. First time filers will enter all the authorizations during the first year of filing. In subsequent years, only new file numbers will need to be entered. Filers will be able to delete authorizations that have expired or have been surrendered, if needed.

Note: You may verify current authorizations at MyIBFS (<http://licensing.fcc.gov/myibfs/>).

Part 43 Data Collection

rev 2.022 | FRN: 0023548316 | Log Out

My Filings

Approved by OMB 3060-1156

FCC NOTICE REQUIRED BY THE PAPERWORK REDUCTION ACT
FILING SUMMARY

Circuit Capacity

Authorizations

Betty White | Laughs Inc. | Reporting Period: 2019 | Last Updated: 02/21/2020 12:01:53 PM EST

Provide all valid authorizations associated with this entity, if available.

Section 214 Authorizations

Authorization Codes:

Examples:
ITC-214-20100101-00123
ITC-94-010

Cable Landing Licenses

Cable landing licenses codes:

Examples:
SCL-LIC-20140904-00023
SCL-96-010

Filing Steps

- ✓ Filing Entity Information
- ✓ Preparer Contact Information
- ➔ Authorizations
- ✓ Submarine Cables (Operators)
- ✓ Submarine Capacity Holder
- ✗ Certify and Submit
- ✓ Confirmation and Error Summary

✗ Rectangular Shp

Resources

- Part 43 Filing Manual

Please note: The File Number of the current authorization should be used. If the File Number you enter is not the current authorization, a soft warning will appear, as below. You may leave the file number in the field and submit your filing. This warning will NOT prevent the successful filing of your Report(s).


Cable Landing Licenses

Cable landing licenses codes:

Examples:

SCL-LIC-20140904-00023

SCL-96-010

 **File number is not a current authorization.**

Submarine Cables: Operators

Download the template, fill and save to prepare for uploading. File Name should not exceed 50 characters and should not include special characters or spaces. (See note on the screenshot)

Upload the file. The File is evaluated before displaying on the screen. Depending on the size of the file, this may take some time.

Data warnings and errors are displayed by field after the upload and evaluation are complete.

Part 43 Data Collection FCC

apps2at.fcc.gov/section4362/app/csr-co-schedule.xhtml

FCC NOTICE REQUIRED BY THE PAPERWORK REDUCTION ACT
FILING SUMMARY

Circuit Capacity

Submarine Cables: Operators

Betty White | Laughs Inc. | Reporting Period: 2019 | Last Updated: 02/21/2020 12:01:53 PM EST

1. Download this year's template in Microsoft Excel format:
[Cable Operator Template](#)

2. Add your data to the template file and save your work. Please do not change the row or column headers. The online filing system will reject files with altered rows or column headers.

3. Click on the "Browse" button below and select the file with your data. Click "Upload File" to upload the file. If you need to delete the file, click "Remove". To replace the file, simply repeat the Browse and Upload steps.

PLEASE NOTE: The file name can contain alphanumeric characters, hyphens, underscores, and periods, but no special characters or spaces. Also, the file name cannot exceed 50 characters, including the file extension (i.e., .xls).

Select File

* Select file to upload:
File Types: XLS
Max. File Size: 6MB

Browse...

Upload File

File Name	Attachment Type	Upload Status	Status Date/Time	Actions
-----------	-----------------	---------------	------------------	---------

4. Your data is being checked for errors. It may take a few moments to process. Once your data appears, please check for accuracy.

Show 10 entries

Search:

CABLE OPERATORS (GBPS)

Region	Cable System Name	Available Capacity (a)	Planned Capacity (b)
--------	-------------------	------------------------	----------------------

No data available in table

Showing 0 to 0 of 0 entries

First Previous Next Last

« Back

Continue

Filing Steps

✓ Filing Entity Information

✓ Preparer Contact Information

✓ Authorizations

Submarine Cables (Operators)

✓ Submarine Capacity Holder

✗ Certify and Submit

✓ Confirmation and Error Summary

Resources

[Part 43 Filing Manual](#)

Part 43 Data Collection Information
v.5 Feb. 28, 2020

Page 9 of 20

Submarine Capacity Holders

Download the template, fill and save to prepare for uploading. File Name should not exceed 50 characters and should not include special characters or spaces. (See note on the screenshot)

Upload the file. The File is evaluated before displaying on the screen. Depending on the size of the file, this may take some time.

Data warnings and errors are displayed by field after the upload and evaluation are complete.

Part 43 Data Collection FCC

apps2at.fcc.gov/section4362/app/csr-ch-schedule.xhtml

FILING SUMMARY

Circuit Capacity

Submarine Capacity Holders

Betty White | Laughs Inc. | Reporting Period: 2019 | Last Updated: 02/21/2020 12:01:53 PM EST

1. Download this year's template in Microsoft Excel formats:

Capacity Holder Template

2. Add your data to the template file and save your work. Please do not change the row or column headers. The online filing system will reject files with altered rows or column headers.

3. Click on the "Browse" button below and select the file with your data. Click "Upload File" to upload the file. If you need to delete the file, click "Remove". To replace the file, simply repeat the Browse and Upload steps.

PLEASE NOTE: The file name can contain alphanumeric characters, hyphens, underscores, and periods, but no special characters or spaces. Also, the file name cannot exceed 50 characters, including the file extension (i.e., .xls).

Select File

* Select file to upload:

File Types: XLS

Max. File Size: 6MB

Browse...

Upload File

File Name	Attachment Type	Upload Status	Status Date/Time	Actions
-----------	-----------------	---------------	------------------	---------

4. Your data is being checked for errors. It may take a few moments to process. Once your data appears, please check for accuracy.

Show 10 entries

Search:

CAPACITY HOLDERS (STM-1 UNITS)

Region	Cable System Name	Owned Capacity (a)	Net IRUs (b)	Net Inter-Carrier Leaseholds (c)	Net Capacity Held (d)=(a)+(b)+(c) (d)=(e)+(f) (d)	Activated Capacity (e)	Non-Activated Capacity (f)
--------	-------------------	--------------------	--------------	----------------------------------	---------------------------------------------------------	------------------------	----------------------------

No data available in table

Showing 0 to 0 of 0 entries

First Previous Next Last

« Back

Continue

Filing Steps

✓ Filing Entity Information

✓ Preparer Contact Information

✓ Authorizations

✓ Submarine Cables (Operators)

➔ Submarine Capacity Holder

✗ Certify and Submit

✓ Confirmation and Error Summary

Resources

• Part 43 Filing Manual

Part 43 Data Collection Information
v.5 Feb. 28, 2020

Page 10 of 20

Certification and Submission Page

Check Confidentiality boxes, if appropriate.

FC Part 43 Data Collection FCC

apps2at.fcc.gov/section4362/app/certify.xhtml

FC

Federal Communications Commission

Part 43 Data Collection

rev 2.022 | FRN: 0023548316 | Log Out

My Filings

Approved by OMB 3060-1156

FCC NOTICE REQUIRED BY THE PAPERWORK REDUCTION ACT
FILING SUMMARY

Circuit Capacity

Certification

Betty White | Laughs Inc. | Reporting Period: 2019 | Last Updated: 02/21/2020 12:01:53 PM EST

* indicates required field

Certification

I certify that I am an officer of the above-named filing entity, that I have examined the accompanying report and to the best of my knowledge, information, and belief, all statements of fact contained in the report are true and that the report is an accurate statement of the affairs of the above-named company for the reporting period indicated above.

Confidentiality

I certify that the data contained in the accompanying reports are privileged and confidential and that public disclosure of such information would likely cause substantial harm to the competitive position of the company. I request nondisclosure of the information contained in the report pursuant to section 0.459 of the Commission's Rules. Check if applicable to:

☐ Submarine Cable – Cable Operators

☐ Submarine Cable – Capacity Holders

Filing Steps

✓ Filing Entity Information

✓ Preparer Contact Information

✓ Authorizations

✓ Submarine Cables (Operators)

✓ Submarine Capacity Holder

➔ Certify and Submit

✓ Confirmation and Error Summary

Freeform info

Input Certifying Official's information. All data fields marked with an asterisk are required.

Part 43 Data Collection FCC x +

apps2at.fcc.gov/section4362/app/certify.xhtml

Certifying Official's Contact Information

* First Name:

Middle Name:

* Last Name:

* Company Name:

* Title:

* Country:

PO Box: *Either PO Box or Address Line 1 is required.*

* Address Line 1:

Address Line 2:

* City:

* State:

* Zip Code:

* Phone:

Fax:

* Email:

Resources

- Part 43 Filing Manual

Return to Main

Enter Filing Entity's or Attorney of Record's Contact information. This information can be prefilled by clicking the Pre-fill button if this section and the Certifying Official contain the same information

Save will save your data for future submission and permit you to review any section marked with a red X indicating errors.

Submit will submit the filing to the FCC.

The screenshot shows a web browser window with the URL `apps2at.fcc.gov/section4362/app/certify.xhtml`. The page title is "Part 43 Data Collection FCC". The main heading is "Filing Entity's or Attorney of Record's Contact Information". There is a button "Pre-fill from Certifying Official" in the top right corner of the form area.

The form contains the following fields:

- * First Name:
- Middle Name:
- * Last Name:
- * Company Name:
- * Title:
- * Country:
- PO Box: *Either PO Box or Address Line 1 is required.*
- * Address Line 1:
- Address Line 2:
- * City:
- * State:
- * Zip Code:
- * Phone:
- Fax:
- * Email:

Below the form, there is a section with instructions:

- Click "Save" to save work to continue working later.
- To view a list of any remaining errors, go to the Filing Steps menu on the upper right, and click "Confirmation and Error Summary."
- Click "Submit" to deliver your filing to the FCC.
- After submitting, to explain remaining errors to the FCC, click on "My Filings" in the upper left, and click on "Errors" to send messages.

At the bottom of the form, there are three buttons: "Back", "Save", and "Submit".

Error Review

To review any errors before submitting, save the filing and go to the Confirmation and Error Summary page, linked on the right side of the screen in the navigation panel. Red errors STOP the submission of your filing. Filings may be submitted with yellow warnings and you may submit comments to the FCC using the My Filings area.

The screenshot shows a web browser window with the URL `apps2at.fcc.gov/section4362/app/error-summary.xhtml`. The page header includes the FCC logo, "Part 43 Data Collection", and version information "rev 2.022 | FRN: 0023548316 | Log Out". A navigation bar on the left has a "My Filings" button. The main content area is titled "Circuit Capacity Confirmation and Error Summary" for "Betty White | Laughs Inc." with a reporting period of 2019, last updated on 02/21/2020 at 12:17:19 PM EST. The page contains three colored boxes: a blue box with a general review instruction, a red box indicating 2 errors (Filing Entity Information), and a yellow box indicating 2 warnings (Filing Entity Information and Authorization). On the right, a "Filing Steps" sidebar lists steps with checkmarks, with "Confirmation and Error Summary" highlighted. Below it is a "Resources" section with a link to the "Part 43 Filing Manual".

Part 43 Data Collection FCC

apps2at.fcc.gov/section4362/app/error-summary.xhtml

Federal Communications Commission

Part 43 Data Collection

rev 2.022 | FRN: 0023548316 | Log Out

My Filings

Approved by OMB 3060-1156

FCC NOTICE REQUIRED BY THE PAPERWORK REDUCTION ACT

FILING SUMMARY

Circuit Capacity

Confirmation and Error Summary

Betty White | Laughs Inc. | Reporting Period: 2019 | Last Updated: 02/21/2020 12:17:19 PM EST

Please review your filing information before submitting.

You have provided information in all the categories listed under the Filing Steps. Use the links under the Filing Steps to go back and review your application. Make any corrections as necessary. Once you are confident that the filing is ready for certification and submission, go to the navigation menu on the right, click on "Certify" then click on "Submit."

This filing contains 2 errors.

Filings cannot be submitted with errors. Please use the links under Filing Steps to view and correct them.

The following contain errors:

- Filing Entity Information

This filing contains 2 warnings.

Filings can be submitted with warnings, but it is recommended that the data in question be carefully reviewed for accuracy. You may send comments on specific errors by returning to the filing in the Dashboard.

The following contain warnings:

- Filing Entity Information
- Authorization

Filing Steps

- Filing Entity Information
- Preparer Contact Information
- Authorizations
- Submarine Cables (Operators)
- Submarine Capacity Holder
- Certify and Submit
- Confirmation and Error Summary

Rectangular Snip

Resources

- Part 43 Filing Manual

Error Samples

Preparing your filing for submission:

Red Box indicates an error which will prevent the submission. Any errors in this condition must be corrected prior to submitting the filing.

The screenshot shows a web browser window with the URL `apps2at.fcc.gov/section4362/app/certify.xhtml`. The page is titled "Part 43 Data Collection FCC".

Confidentiality

I certify that the data contained in the accompanying reports are privileged and confidential and that public disclosure of such information would likely cause substantial harm to the competitive position of the company. I request nondisclosure of the information contained in the report pursuant to section 0.459 of the Commission's Rules. Check if applicable to:

☐ Submarine Cable – Cable Operators

☐ Submarine Cable – Capacity Holders

Certifying Official's Contact Information

Required Question - Please Respond.

* First Name:

Middle Name:

Required Question - Please Respond.

* Last Name:

Required Question - Please Respond.

* Company Name:

Required Question - Please Respond.

* Title:

* Country:

PO Box: *Either PO Box or Address Line 1 is required.*

Resources

- Part 43 Filing Manual

Navigation Panel:

- ✓ Authorizations
- ✓ Submarine Cables (Operators)
- ✓ Submarine Capacity Holder
- ➔ **Certify and Submit**
- ✓ Confirmation and Error Summary

Warning Samples

Yellow warning box – these are warnings. **Warnings do not prevent the submission of the filing.** However, the filing will be under review until the warnings have been reviewed and either accepted by the FCC or corrected by the filer.

The screenshot shows a web browser window with the URL `apps2at.fcc.gov/section4362/app/filer.xhtml`. The page header includes the FCC logo, "Part 43 Data Collection", and navigation links like "My Filings", "rev 2.022", "FRN: 0023548316", and "Log Out".

Below the header, the page title is "Circuit Capacity Filing Entity Information". It shows the filer's name as "Betty White" and the company as "Laughs Inc.". The reporting period is "2019" and the last update is "02/21/2020 12:17:19 PM EST".

A yellow warning box is displayed with the message: "⚠ The 499 ID entered does not match any existing 499 IDs." Below this, the "Filer 499 ID, if any:" is shown as "123456".

On the right side, there is a "Filing Steps" sidebar with a list of steps: "Filing Entity Information" (active), "Preparer Contact Information", "Authorizations", "Submarine Cables (Operators)", "Submarine Capacity Holder", and "Certify and Submit". Each step is preceded by a green checkmark.

At the bottom, the "Entity Contact Information" section shows the "Name:" as "Betty White".

Errors Commenting

To send a comment/explanation to the FCC regarding warnings on submitted filings:
Select the Errors button from your My Filings page, then select the Comments button.

My Filings

Approved by OMB 3060-1156

Report Filings

- To create a new filing or waiver request
 - Choose a filing period
 - Choose a filing type to create
 - Click "create"
- To modify a current filing
 - To edit filing that is still in progress, click "Open" on the right.
 - To view the errors in a filing and send explanations to FCC staff, click on "Errors."
 - To revise a filing or waiver request, click on "Revise" button. The new version will be listed with a status of "In progress." The old version's status will change to "Archived"
- For further assistance please refer to the [Part 43 Filing Manual](#)

Choose a Filing-Period to display: 2019 Display

Choose a Filing Type to create for 2019: Circuit Capacity - Waiver Request ... Create

Reporting Year	Report Type	Version	Date Updated	Status	Actions
2019	Circuit Capacity	1	02/21/2020 12:27:06 PM	Submitted – In Review	Open Revise Error(s)

Rectangular Smo

FC Part 43 Data Collection FCC

apps2at.fcc.gov/section4362/app/filing-errors.xhtmll

Part 43 Data Collection

rev 2.022 | FRN: 0023548316 | Log Out

My Filings

Approved by OMB 3060-1156
FILING SUMMARY

Circuit Capacity

Filing Error(s) (Read-Only)

Betty White | Laughs Inc. | Reporting Period: 2019 | Last Updated: 02/21/2020 12:27:06 PM EST

Show 10 entries

Search:

All	Filing Step	Error Type	Error Message	Field Name	Row Reference	Value	Status	Action
<input type="checkbox"/>	CC Authorizations	Warning	File number is not a current authorization.	IB Authzn - Cable Landing Licenses	N/A	SCL-LIC-20140904-00023	Pending	Comments
<input type="checkbox"/>	Filing Entity Information	Warning	The 499 ID entered does not match any existing 499 IDs.	Filer Information--PREPARER 499	N/A	123456	Pending	Comments

Search

Search

Search

Search

Search

Search

Search

Search

Showing 1 to 2 of 2 entries

First Previous 1 Next Last

Back

Enter explanations/comments in the space provided. You will receive confirmation and the number count of associated messages will reflect the message.

Circuit Capacity

Filing Error Comments

Betty White | Laughs Inc. | Reporting Period: 2019 | Last Updated: 02/21/2020 12:27:06 PM EST

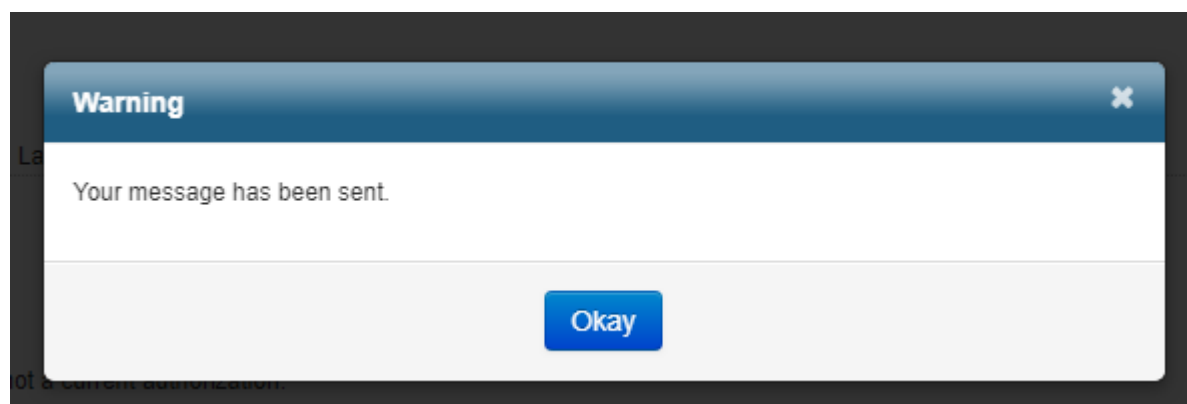

FRN: 0023548316
Error Type: Warning
Error Message: File number is not a current authorization.
Error Desc: CC Authorizations
Value: SCL-LIC-20140904-00023
Error Row Reference: N/A

Message Center

New Message

Send Message

There is/are 0 messages associated with this request.



Filing Error Comments

Betty White | Laughs Inc. | Reporting Period: 2019 | Last Updated: 02/21/2020 12:27:06 PM EST

FRN: 0023548316
Error Type: Warning
Error Message: File number is not a current authorization.
Error Desc: CC Authorizations
Value: SCL-LIC-20140904-00023
Error Row Reference: N/A

Message Center

New Message

Send Message

There is/are 1 messages associated with this request.

Filer Message

Betty White 02/21/2020 12:32:18 PM EST message

Check the Status of Your Filing

Login to the website and you will see your recent filings.

The Status Column will state: In Progress, Submitted – in Review, or Submitted – Accepted.

My Filings

Approved by 3060-1156

Report Filings

- To create a new filing or waiver request
 - Choose a filing period
 - Choose a filing type to create
 - Click "create"
- To modify a current filing
 - To edit filing that is still in progress, click "Open" on the right.
 - To view the errors in a filing and send explanations to FCC staff, click on "Errors."
 - To revise a filing or waiver request, click on "Revise" button. The new version will be listed with a status of "In progress." The old version's status will change to "Archived"
- For further assistance please refer to the [Part 43 Filing Manual](#)

Choose a Filing-Period to display: 2019 Display

Choose a Filing Type to create for 2019: Circuit Capacity - Waiver Request ... Create

Reporting Year	Report Type	Version	Date Updated	Status	Actions
2019	Circuit Capacity	1	02/21/2020 12:27:06 PM	Submitted – In Review	Open Revise Error(s)