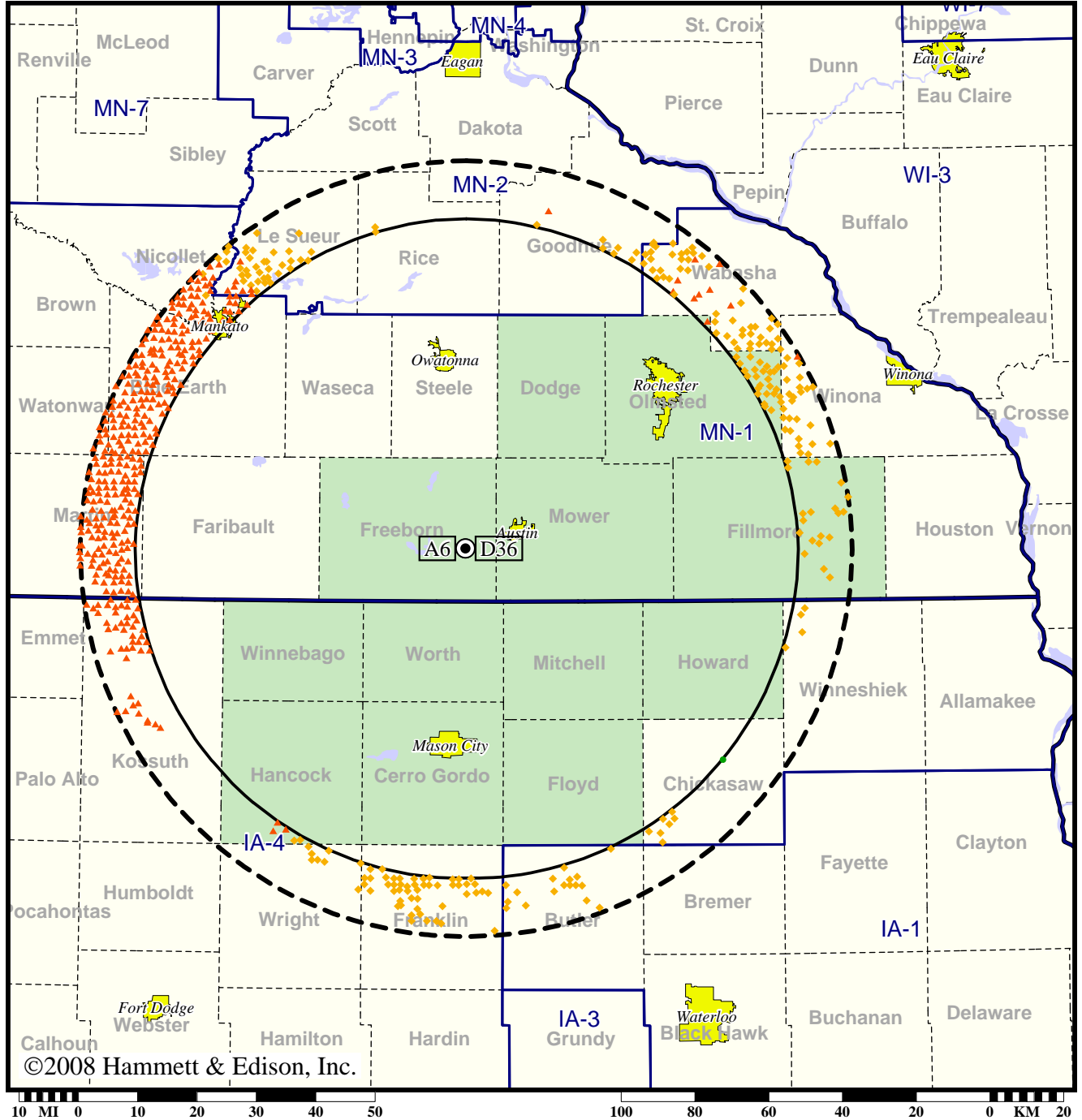


TV Station KAAL • Analog Channel 6, DTV Channel 36 • Austin, MN

Expected Change In Coverage: Post-Transition Appendix B Facility

Appendix B (solid): 500 kW ERP at 295 m HAAT, Network: ABC
 vs. Analog (dashed): 100 kW ERP at 320 m HAAT, Network: ABC

Market: Rochester-Austin, MN-Mason City, IA



- Coverage gained after DTV transition
- (no symbol) No change in coverage
- ◆ Coverage lost but still served by same network
- ▲ Coverage lost and no other service by same network

Rochester-Austin, MN-Mason City, IA

KAAL

Population Receiving Analog Service 519,090
Population Receiving Digital Service..... 473,950

The following statistics pertain only to the area outside
the analog service contour:

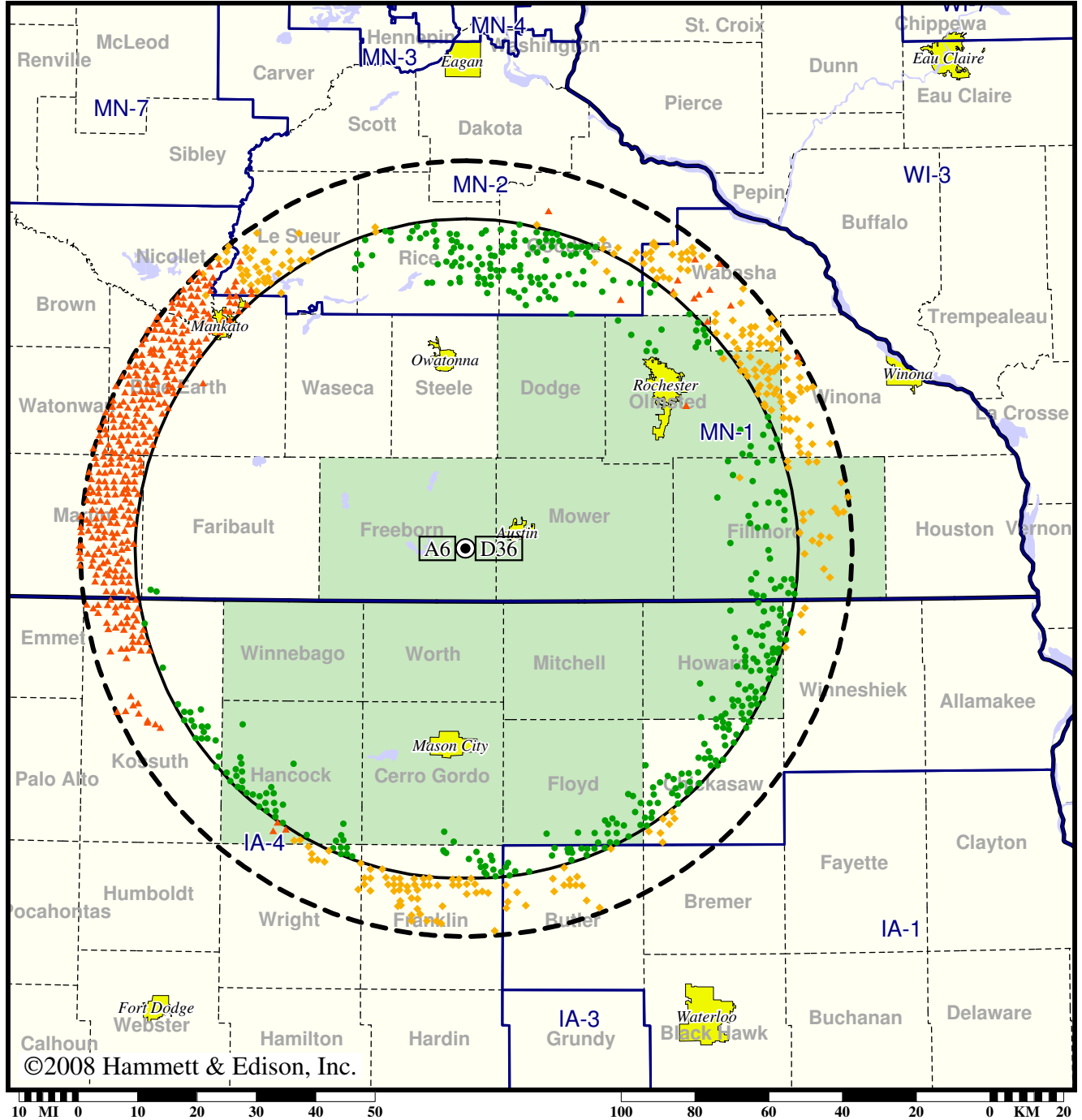
Analog Population Losing Service 66,347
Population Gaining Digital Service 0
Net Gain -66,347

TV Station KAAL • Analog Channel 6, DTV Channel 36 • Austin, MN

Expected Change In Coverage: Post-Transition Appendix B Facility

Appendix B (solid): 500 kW ERP at 295 m HAAT, Network: ABC
vs. Analog (dashed): 100 kW ERP at 320 m HAAT, Network: ABC

Market: Rochester-Austin, MN-Mason City, IA



©2008 Hammett & Edison, Inc.

- Coverage gained after DTV transition
- (no symbol) No change in coverage
- ◆ Coverage lost but still served by same network
- ▲ Coverage lost and no other service by same network

Rochester-Austin, MN-Mason City, IA

KAAL

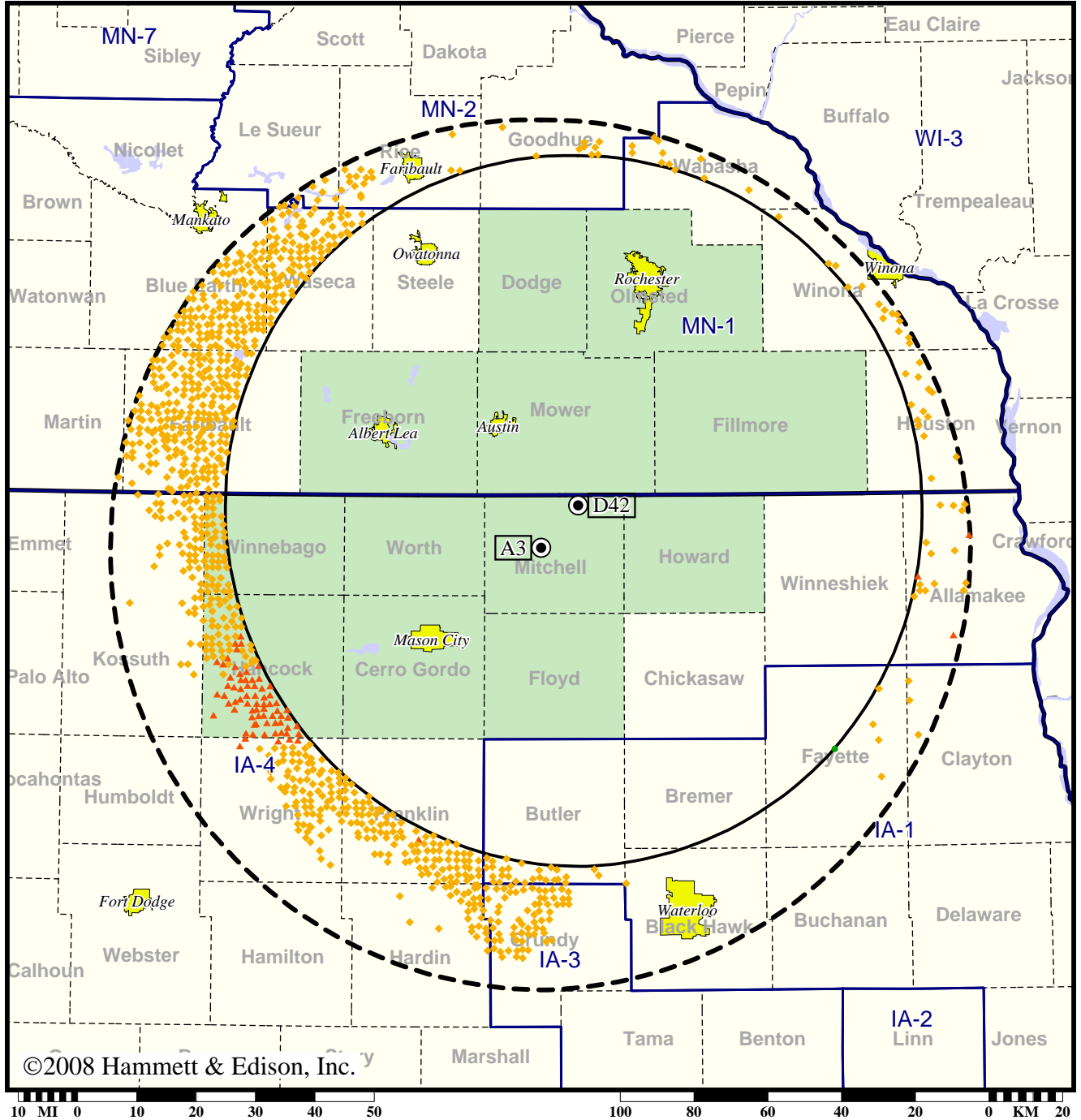
Population Receiving Analog Service	519,090
Population Receiving Digital Service.....	473,950
Analog Population Losing Service	66,752
Population Gaining Digital Service	21,612
Net Gain	-45,140

TV Station KIMT • Analog Channel 3, DTV Channel 42 • Mason City, IA

Expected Change In Coverage: Licensed Operation

Licensed (solid): 200 kW ERP at 463 m HAAT, Network: CBS
 vs. Analog (dashed): 100 kW ERP at 472 m HAAT, Network: CBS

Market: Rochester-Austin, MN-Mason City, IA



©2008 Hammett & Edison, Inc.

- Coverage gained after DTV transition
- (no symbol) No change in coverage
- ◆ Coverage lost but still served by same network
- ▲ Coverage lost and no other service by same network

Rochester-Austin, MN-Mason City, IA

KIMT

Population Receiving Analog Service	506,270
Population Receiving Digital Service.....	505,408

The following statistics pertain only to the area outside the analog service contour:

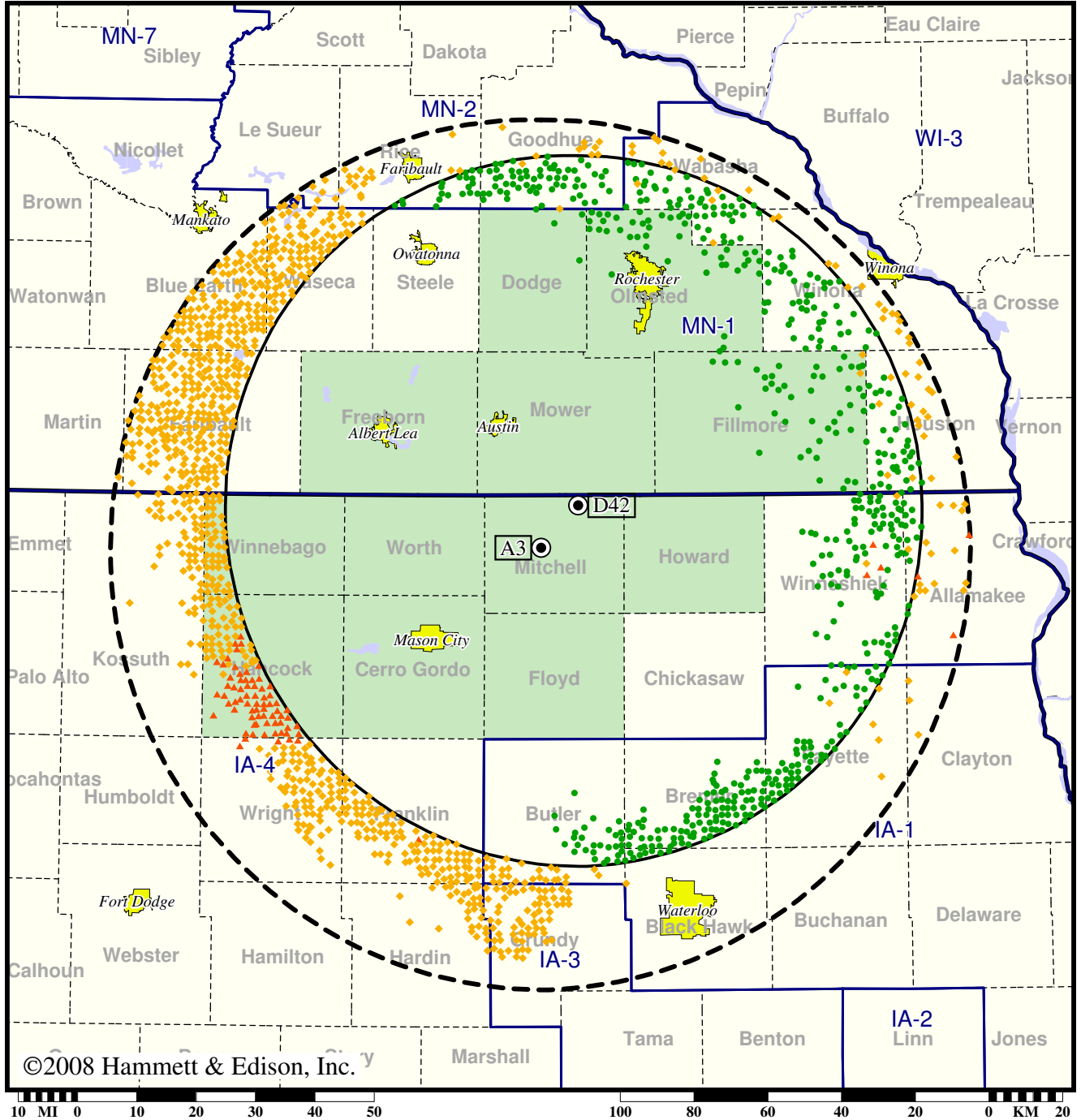
Analog Population Losing Service	38,234
Population Gaining Digital Service	0
Net Gain	-38,234

TV Station KIMT • Analog Channel 3, DTV Channel 42 • Mason City, IA

Expected Change In Coverage: Licensed Operation

Licensed (solid): 200 kW ERP at 463 m HAAT, Network: CBS
 vs. Analog (dashed): 100 kW ERP at 472 m HAAT, Network: CBS

Market: Rochester-Austin, MN-Mason City, IA



©2008 Hammett & Edison, Inc.

Rochester-Austin, MN-Mason City, IA

KIMT

Population Receiving Analog Service	506,270
Population Receiving Digital Service.....	505,408
Analog Population Losing Service	39,764
Population Gaining Digital Service	38,902
Net Gain	-862