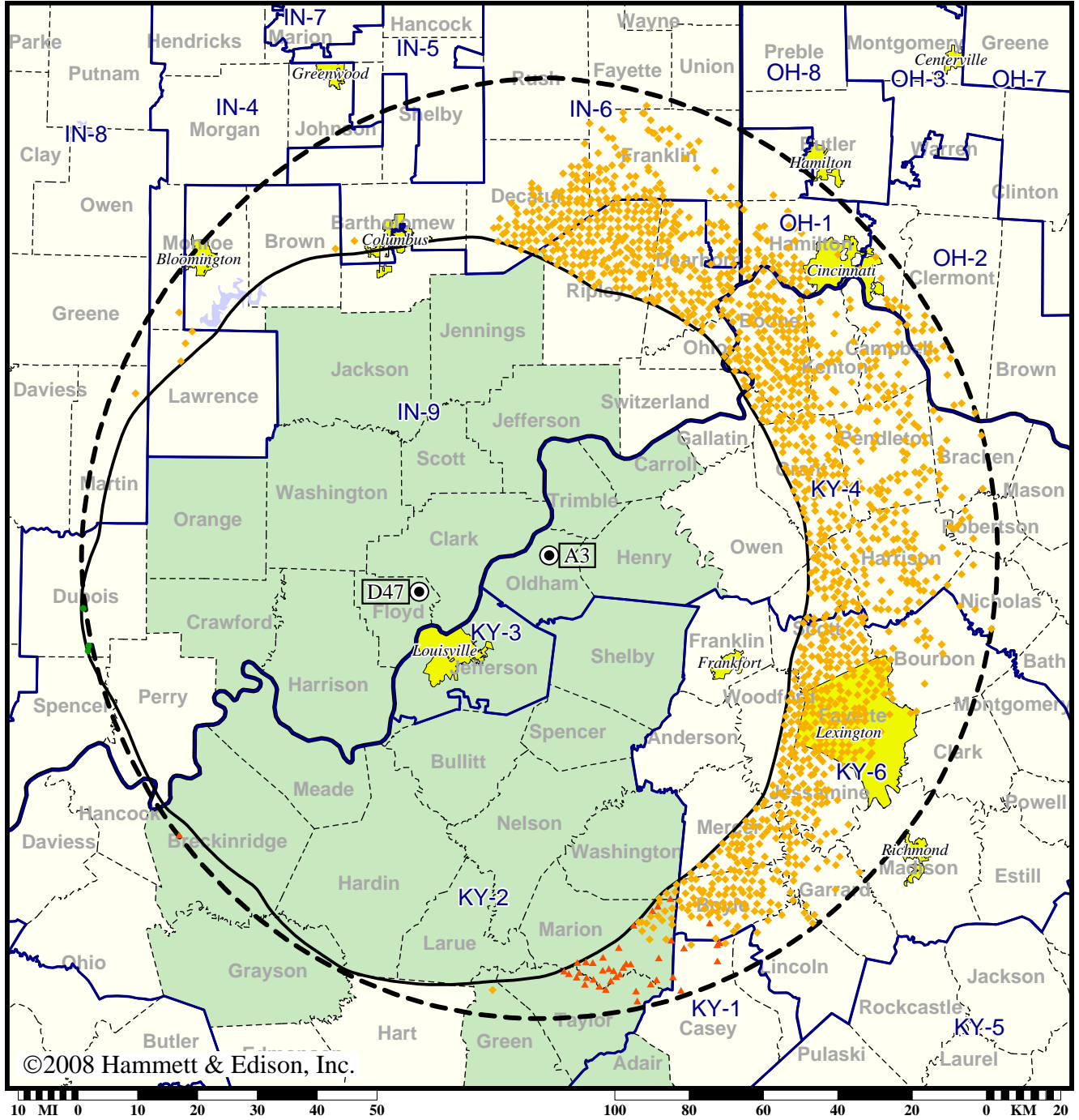


TV Station WAVE • Analog Channel 3, DTV Channel 47 • Louisville, KY

Expected Change In Coverage: Licensed Operation

Licensed (solid): 1000 kW ERP at 392 m HAAT, Network: NBC
 vs. Analog (dashed): 100 kW ERP at 555 m HAAT, Network: NBC

Market: Louisville, KY



©2008 Hammett & Edison, Inc.

- Coverage gained after DTV transition
- (no symbol) No change in coverage
- ◆ Coverage lost but still served by same network
- ▲ Coverage lost and no other service by same network

Louisville, KY

WAVE

Population Receiving Analog Service2,233,479
Population Receiving Digital Service..... 1,640,063

The following statistics pertain only to the area outside
the analog service contour:

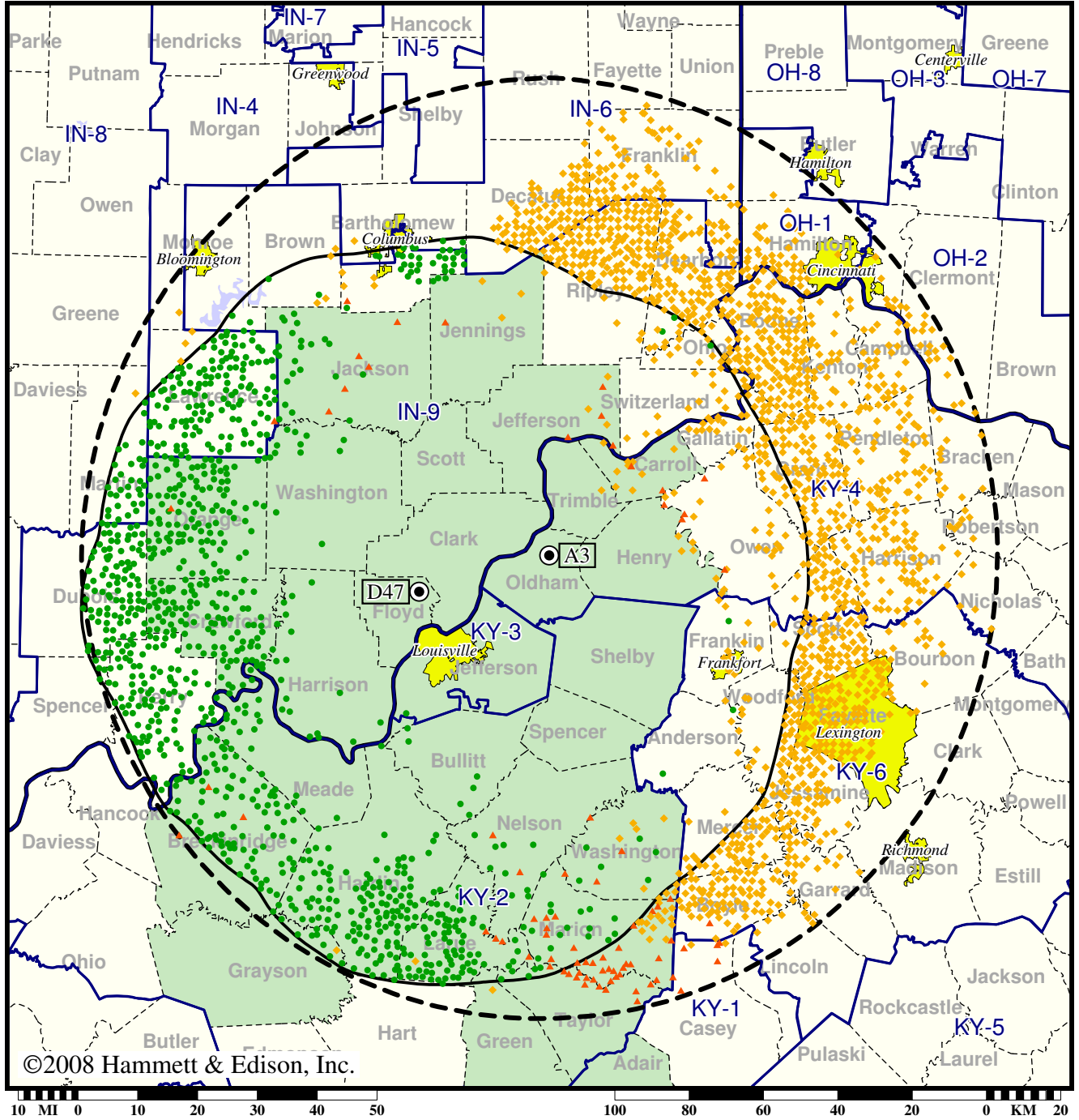
Analog Population Losing Service676,259
Population Gaining Digital Service 2,122
Net Gain-674,137

TV Station WAVE • Analog Channel 3, DTV Channel 47 • Louisville, KY

Expected Change In Coverage: Licensed Operation

Licensed (solid): 1000 kW ERP at 392 m HAAT, Network: NBC
vs. Analog (dashed): 100 kW ERP at 555 m HAAT, Network: NBC

Market: Louisville, KY



- Coverage gained after DTV transition
- (no symbol) No change in coverage
- ◆ Coverage lost but still served by same network
- ▲ Coverage lost and no other service by same network

Louisville, KY

WAVE

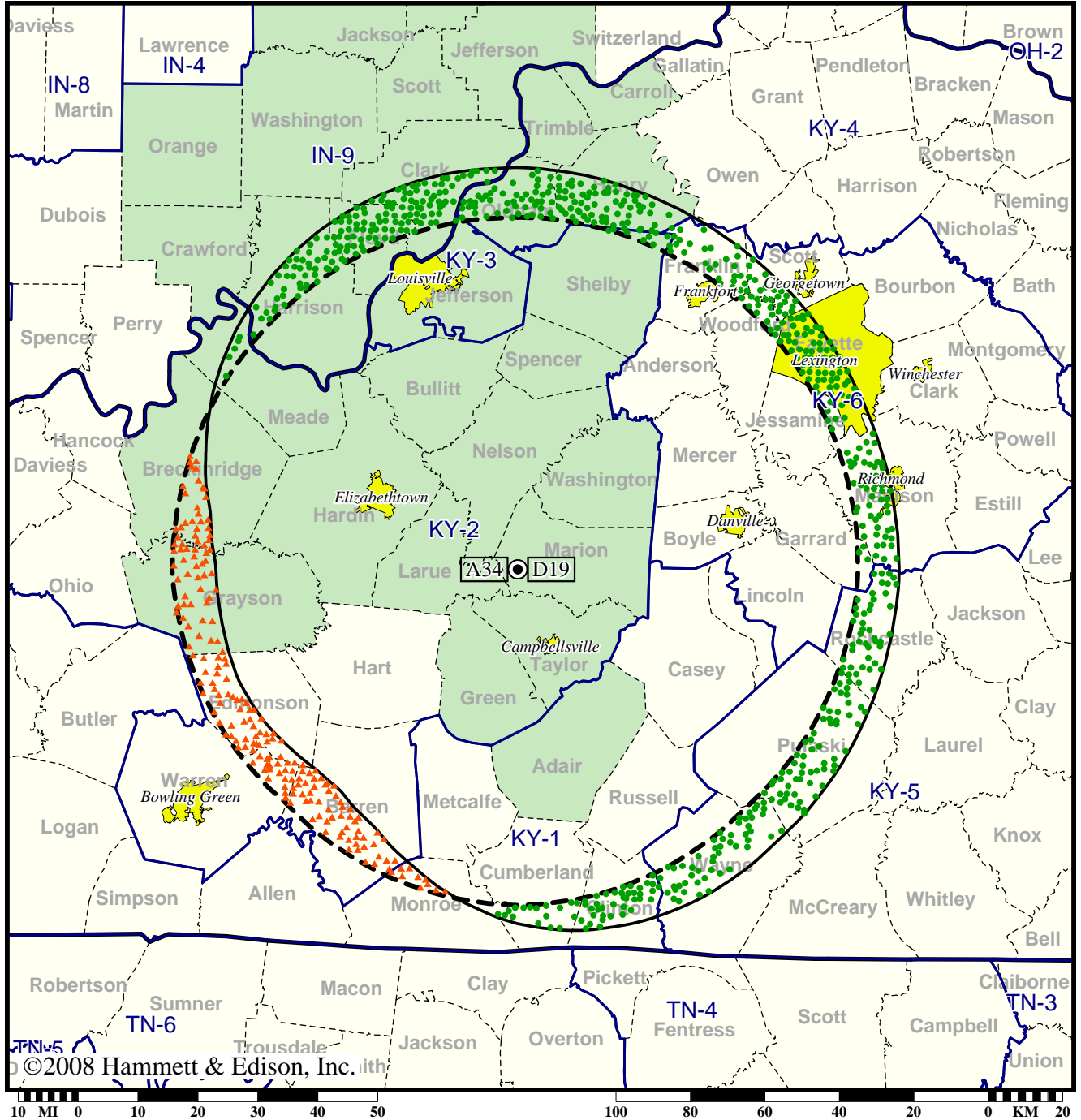
Population Receiving Analog Service	2,233,479
Population Receiving Digital Service.....	1,640,063
Analog Population Losing Service	704,327
Population Gaining Digital Service	110,911
Net Gain	-593,416

Station WBKI-TV • Analog Channel 34, DTV Channel 19 • Campbellsville, KY

Expected Change In Coverage: Granted Construction Permit

CP (solid): 1000 kW ERP at 341 m HAAT
vs. Analog (dashed): 5000 kW ERP at 387 m HAAT

Market: Louisville, KY



- Coverage gained after DTV transition
- (no symbol) No change in coverage
- ▲ Coverage lost after DTV transition

Louisville, KY

WBKI-TV

Population Receiving Analog Service 778,407
Population Receiving Digital Service..... 1,903,844

The following statistics pertain only to the area outside
the analog service contour:

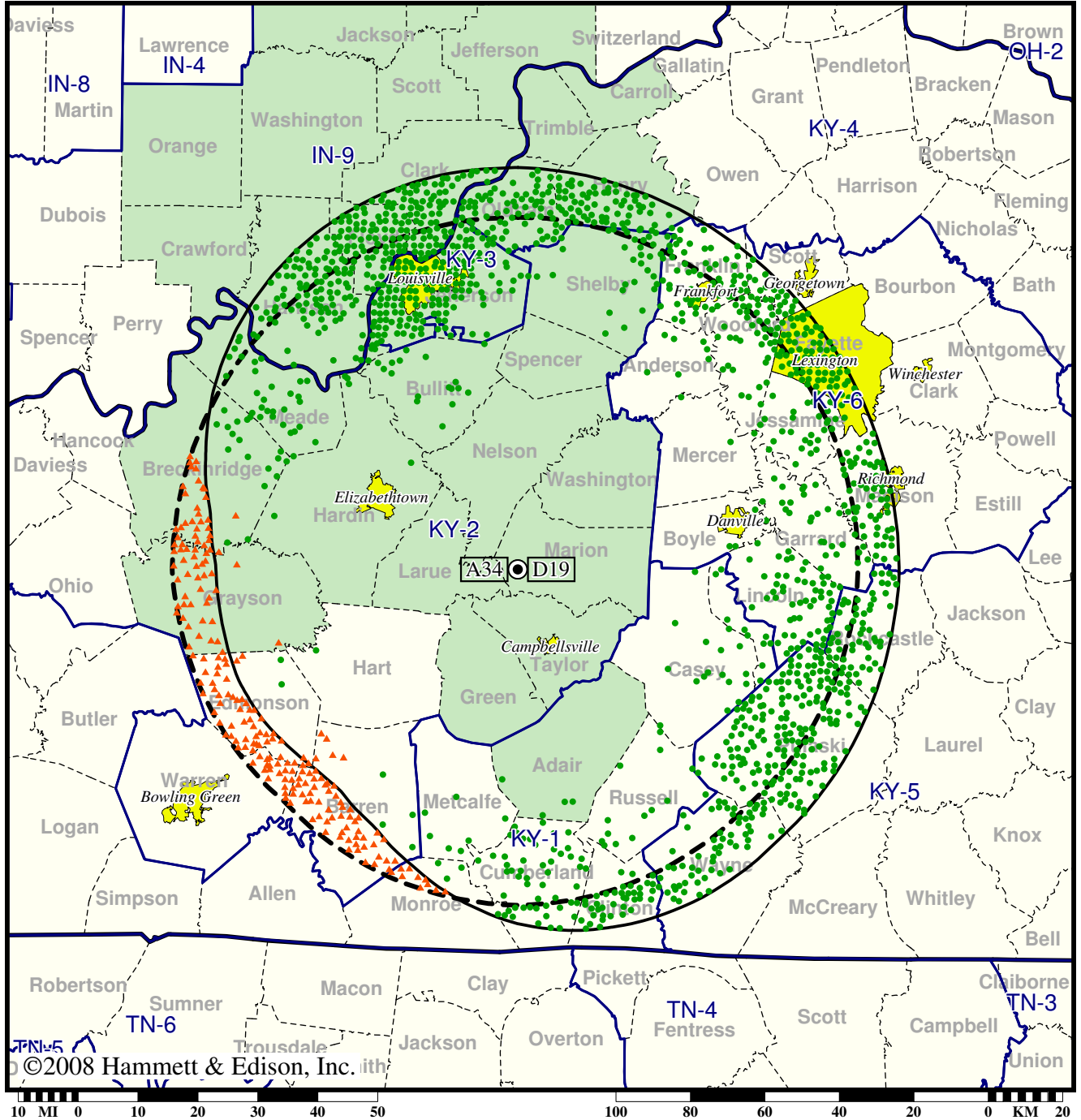
Analog Population Losing Service 21,520
Population Gaining Digital Service 378,545
Net Gain 357,025

Station WBKI-TV • Analog Channel 34, DTV Channel 19 • Campbellsville, KY

Expected Change In Coverage: Granted Construction Permit

CP (solid): 1000 kW ERP at 341 m HAAT
vs. Analog (dashed): 5000 kW ERP at 387 m HAAT

Market: Louisville, KY



- Coverage gained after DTV transition
- (no symbol) No change in coverage
- ▲ Coverage lost after DTV transition

Louisville, KY

WBKI-TV

Population Receiving Analog Service	778,407
Population Receiving Digital Service.....	1,903,844
Analog Population Losing Service	22,454
Population Gaining Digital Service	1,147,891
Net Gain	1,125,437