

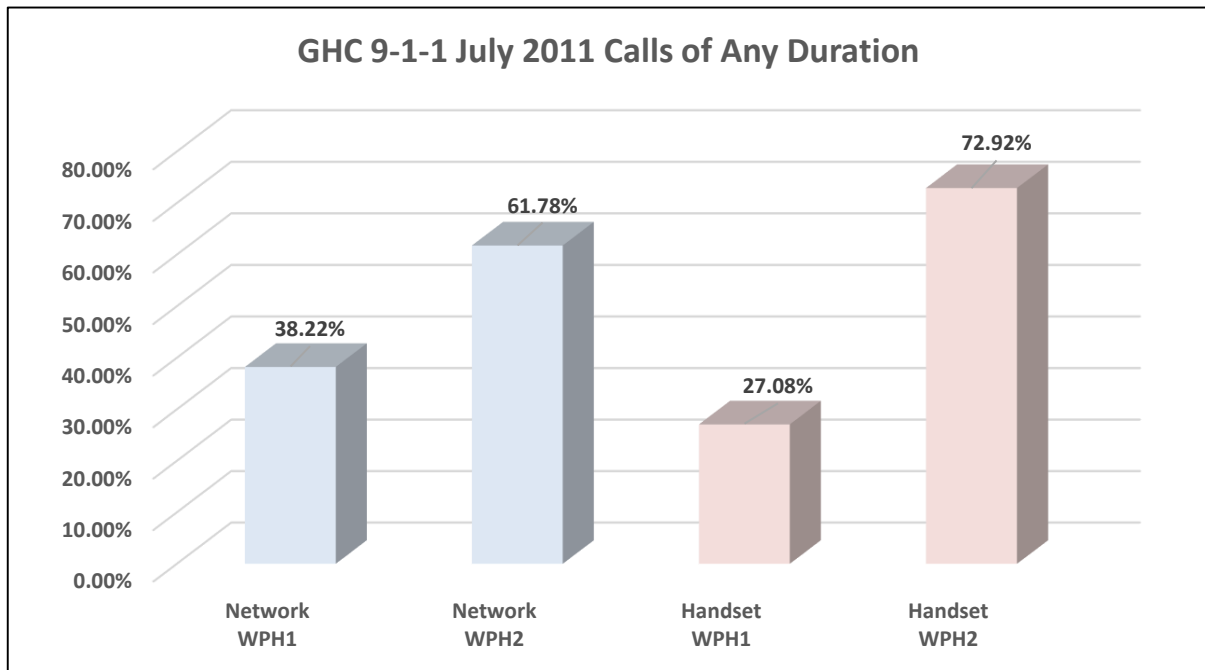
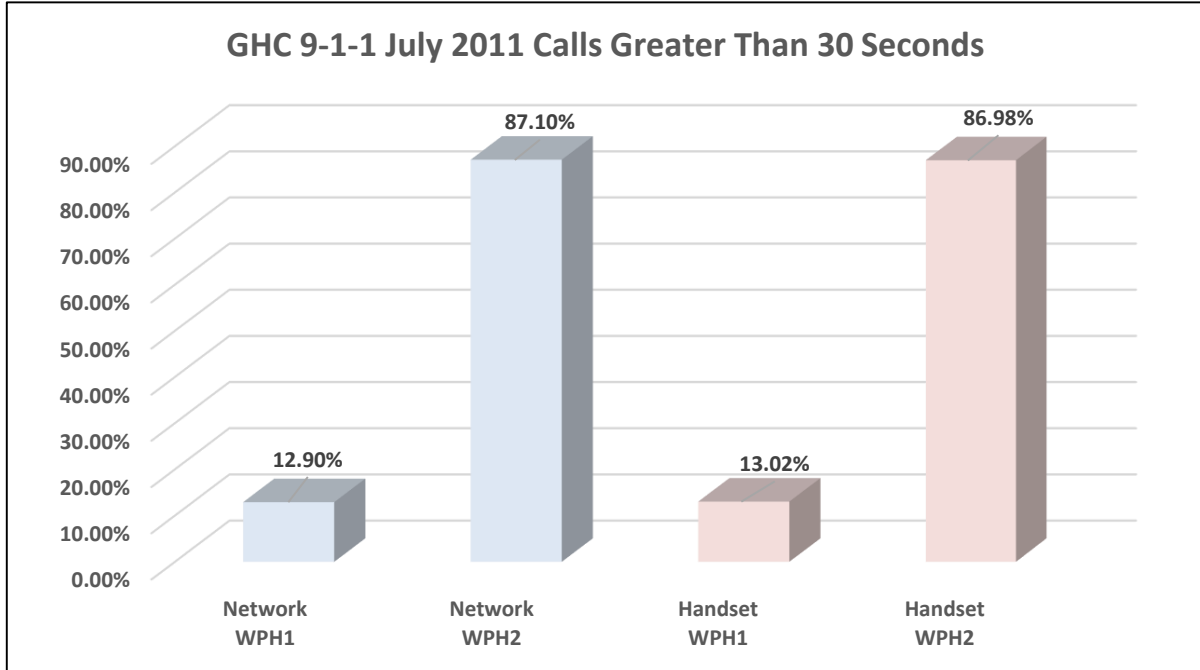
GHC 9-1-1 July 2011

	Calls >= 30s				Calls < 30s				Calls Any Duration				% of Calls >= 30s				% of Calls Any Duration			
	Network WPH1	Network WPH2	Handset WPH1	Handset WPH2	Network WPH1	Network WPH2	Handset WPH1	Handset WPH2	Network WPH1	Network WPH2	Handset WPH1	Handset WPH2	Network WPH1	Network WPH2	Handset WPH1	Handset WPH2	Network WPH1	Network WPH2	Handset WPH1	Handset WPH2
CYCRK	21	1067	79	1160	0	24	1	36	21	1091	80	1196	1.93%	98.07%	6.38%	93.62%	1.89%	98.11%	6.27%	93.73%
CFIRE	8	434	40	398	0	22	1	19	8	456	41	417	1.81%	98.19%	9.13%	90.87%	1.72%	98.28%	8.95%	91.05%
FRWOOD	33	155	7	123	179	41	27	23	212	196	34	146	17.55%	82.45%	5.38%	94.62%	51.96%	48.04%	18.89%	81.11%
FTBDSO	466	2095	155	1402	2656	423	445	289	3122	2518	600	1691	18.20%	81.80%	9.96%	90.04%	55.35%	44.65%	26.19%	73.81%
GALPRK	11	54	6	70	115	43	16	13	126	97	22	83	16.92%	83.08%	7.89%	92.11%	56.50%	43.50%	20.95%	79.05%
HCCOMC	11	482	57	710	0	10	1	18	11	492	58	728	2.23%	97.77%	7.43%	92.57%	2.19%	97.81%	7.38%	92.62%
HCNTRL	2517	18564	1700	17271	11574	8197	4088	3177	14091	26761	5788	20448	11.94%	88.06%	8.96%	91.04%	34.49%	65.51%	22.06%	77.94%
HEDVIL	8	40	2	8	21	4	1	0	29	44	3	8	16.67%	83.33%	20.00%	80.00%	39.73%	60.27%	27.27%	72.73%
HOUSTN	4542	34754	6705	39635	29357	22352	14157	10816	33899	57106	20862	50451	11.56%	88.44%	14.47%	85.53%	37.25%	62.75%	29.25%	70.75%
HUMBLE	51	347	38	342	258	73	64	70	309	420	102	412	12.81%	87.19%	10.00%	90.00%	42.39%	57.61%	19.84%	80.16%
JACCTY	29	108	27	125	141	345	94	38	170	453	121	163	21.17%	78.83%	17.76%	82.24%	27.29%	72.71%	42.61%	57.39%
JERVIL	9	198	8	82	122	80	11	18	131	278	19	100	4.35%	95.65%	8.89%	91.11%	32.03%	67.97%	15.97%	84.03%
KATYPD	49	171	20	135	288	61	38	46	337	232	58	181	22.27%	77.73%	12.90%	87.10%	59.23%	40.77%	24.27%	75.73%
LAKEVW	2	45	4	54	14	10	8	9	16	55	12	63	4.26%	95.74%	6.90%	93.10%	22.54%	77.46%	16.00%	84.00%
LAPRTE	21	260	28	267	150	75	77	46	171	335	105	313	7.47%	92.53%	9.49%	90.51%	33.79%	66.21%	25.12%	74.88%
LEACTY	108	488	46	430	559	97	109	56	667	585	155	486	18.12%	81.88%	9.66%	90.34%	53.27%	46.73%	24.18%	75.82%
MEMVIL	20	82	5	27	48	25	18	2	68	107	23	29	19.61%	80.39%	15.63%	84.38%	38.86%	61.14%	44.23%	55.77%
MISCTY	94	507	59	340	571	199	87	62	665	706	146	402	15.64%	84.36%	14.79%	85.21%	48.50%	51.50%	26.64%	73.36%
PASDNA	747	1167	427	1189	1096	286	333	146	1843	1453	760	1335	39.03%	60.97%	26.42%	73.58%	55.92%	44.08%	36.28%	63.72%
PEARLD	80	436	41	273	570	88	110	57	650	524	151	330	15.50%	84.50%	13.06%	86.94%	55.37%	44.63%	31.39%	68.61%
RSBERG	53	375	55	269	378	35	100	45	431	410	155	314	12.38%	87.62%	16.98%	83.02%	51.25%	48.75%	33.05%	66.95%
SEABRK	19	130	15	107	126	30	18	26	145	160	33	133	12.75%	87.25%	12.30%	87.70%	47.54%	52.46%	19.88%	80.12%
SOUHOH	30	117	47	149	175	34	55	19	205	151	102	168	20.41%	79.59%	23.98%	76.02%	57.58%	42.42%	37.78%	62.22%
SOSIDE	0	5	0	0	0	1	0	0	0	6	0	0	0.00%	100.00%	0.00%	0.00%	0.00%	100.00%	0.00%	0.00%
SPRVAL	4	28	7	48	11	3	9	7	15	31	16	55	12.50%	87.50%	12.73%	87.27%	32.61%	67.39%	22.54%	77.46%
STFDPD	84	225	35	182	433	54	49	24	517	279	84	206	27.18%	72.82%	16.13%	83.87%	64.95%	35.05%	28.97%	71.03%
SUGLND	97	565	31	342	941	212	138	71	1038	777	169	413	14.65%	85.35%	8.31%	91.69%	57.19%	42.81%	29.04%	70.96%
TOMBAL	24	166	34	171	98	40	55	9	122	206	89	180	12.63%	87.37%	16.59%	83.41%	37.20%	62.80%	33.09%	66.91%
VLFIRE	0	26	2	10	0	2	6	0	0	28	8	10	0.00%	100.00%	16.67%	83.33%	0.00%	100.00%	44.44%	55.56%
WEBSTR	240	231	129	233	250	40	57	47	490	271	186	280	50.96%	49.04%	35.64%	64.36%	64.39%	35.61%	39.91%	60.09%
WESTUN	23	128	11	37	100	19	9	5	123	147	20	42	15.23%	84.77%	22.92%	77.08%	45.56%	54.44%	32.26%	67.74%
TOTALS	9401	63450	9820	65589	50231	32925	20182	15194	59632	96375	30002	80783	12.90%	87.10%	13.02%	86.98%	38.22%	61.78%	27.08%	72.92%

SSAP	SSAP's do not receive 9-1-1 calls directly only transfers from other centers (Their percentages will be higher)
Network	Network Based Providers
Handset	Handset Based Providers

Three GHC 9-1-1 PSAP's included in the original report provided are not included. The data from July 2011 for these sites was not reporting accurately.

GHC 9-1-1



GHC 9-1-1 July 2013

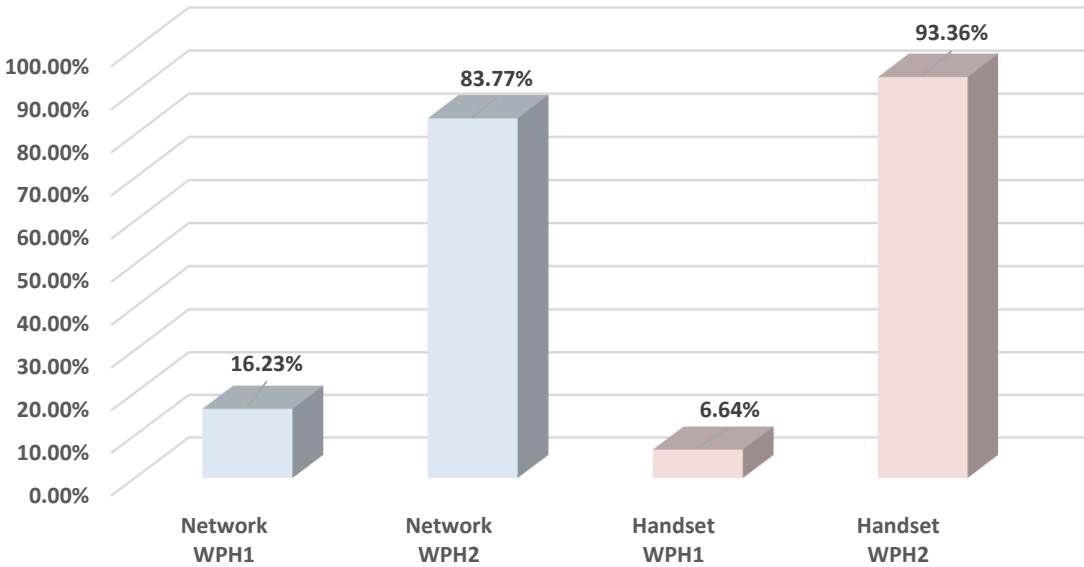
	Calls >= 30s				Calls < 30s				Calls Any Duration				% of Calls >= 30s				% of Calls Any Duration			
	Network WPH1	Network WPH2	Handset WPH1	Handset WPH2	Network WPH1	Network WPH2	Handset WPH1	Handset WPH2	Network WPH1	Network WPH2	Handset WPH1	Handset WPH2	Network WPH1	Network WPH2	Handset WPH1	Handset WPH2	Network WPH1	Network WPH2	Handset WPH1	Handset WPH2
CYCRK	31	1326	64	1271	0	44	2	48	31	1370	66	1319	2.28%	97.72%	4.79%	95.21%	2.21%	97.79%	4.77%	95.23%
CFIRE	14	600	34	556	1	29	2	29	15	629	36	585	2.28%	97.72%	5.76%	94.24%	2.33%	97.67%	5.80%	94.20%
FRWOOD	46	174	11	138	236	33	30	36	282	207	41	174	20.91%	79.09%	7.38%	92.62%	57.67%	42.33%	19.07%	80.93%
FTBDSO	1202	3257	183	1988	4081	272	481	254	5283	3529	664	2242	26.96%	73.04%	8.43%	91.57%	59.95%	40.05%	22.85%	77.15%
GALPRK	31	114	4	72	108	10	25	6	139	124	29	78	21.38%	78.62%	5.26%	94.74%	52.85%	47.15%	27.10%	72.90%
HCCOMC	17	934	36	1072	1	27	4	39	18	961	40	1111	1.79%	98.21%	3.25%	96.75%	1.84%	98.16%	3.48%	96.52%
HCNTRL	5130	24283	1340	20406	15335	3414	2966	2112	20465	27697	4306	22518	17.44%	82.56%	6.16%	93.84%	42.49%	57.51%	16.05%	83.95%
HEDVIL	15	41	0	12	53	8	0	1	68	49	0	13	26.79%	73.21%	0.00%	100.00%	58.12%	41.88%	0.00%	100.00%
HOUSTN	7068	41523	2782	39302	37736	12037	9455	6577	44804	53560	12237	45879	14.55%	85.45%	6.61%	93.39%	45.55%	54.45%	21.06%	78.94%
HUMBLE	129	409	25	381	511	34	68	41	640	443	93	422	23.98%	76.02%	6.16%	93.84%	59.10%	40.90%	18.06%	81.94%
JACCTY	34	110	18	137	130	2	33	15	164	112	51	152	23.61%	76.39%	11.61%	88.39%	59.42%	40.58%	25.12%	74.88%
JERVIL	88	256	7	147	213	22	4	13	301	278	11	160	25.58%	74.42%	4.55%	95.45%	51.99%	48.01%	6.43%	93.57%
KATYPD	87	251	16	150	372	22	38	26	459	273	54	176	25.74%	74.26%	9.64%	90.36%	62.70%	37.30%	23.48%	76.52%
LAKEVW	7	57	3	49	18	1	2	4	25	58	5	53	10.94%	89.06%	5.77%	94.23%	30.12%	69.88%	8.62%	91.38%
LAPRTE	54	287	28	294	393	31	52	37	447	318	80	331	15.84%	84.16%	8.70%	91.30%	58.43%	41.57%	19.46%	80.54%
LEACTY	129	551	38	492	557	37	81	52	686	588	119	544	18.97%	81.03%	7.17%	92.83%	53.85%	46.15%	17.95%	82.05%
MEMVIL	23	72	7	24	59	15	3	10	82	87	10	34	24.21%	75.79%	22.58%	77.42%	48.52%	51.48%	22.73%	77.27%
MISCTY	180	709	22	462	572	48	56	46	752	757	78	508	20.25%	79.75%	4.55%	95.45%	49.83%	50.17%	13.31%	86.69%
PASDNA	496	1821	209	1618	2349	143	462	223	2845	1964	671	1841	21.41%	78.59%	11.44%	88.56%	59.16%	40.84%	26.71%	73.29%
PEARLD	120	609	26	381	654	53	81	55	774	662	107	436	16.46%	83.54%	6.39%	93.61%	53.90%	46.10%	19.71%	80.29%
RSBERG	68	429	27	280	486	40	114	45	554	469	141	325	13.68%	86.32%	8.79%	91.21%	54.15%	45.85%	30.26%	69.74%
SEABRK	34	114	6	87	102	20	10	24	136	134	16	111	22.97%	77.03%	6.45%	93.55%	50.37%	49.63%	12.60%	87.40%
SOUHOU	90	188	23	170	348	28	42	20	438	216	65	190	32.37%	67.63%	11.92%	88.08%	66.97%	33.03%	25.49%	74.51%
SOSIDE	0	1	0	1	0	1	0	0	0	2	0	1	0.00%	100.00%	0.00%	100.00%	0.00%	100.00%	0.00%	100.00%
SPRVAL	6	33	5	60	5	0	5	8	11	33	10	68	15.38%	84.62%	7.69%	92.31%	25.00%	75.00%	12.82%	87.18%
STFDPD	91	324	21	183	303	9	53	24	394	333	74	207	21.93%	78.07%	10.29%	89.71%	54.20%	45.80%	26.33%	73.67%
SUGLND	144	718	22	389	805	68	66	64	949	786	88	453	16.71%	83.29%	5.35%	94.65%	54.70%	45.30%	16.27%	83.73%
TOMBAL	71	208	30	230	176	25	30	30	247	233	60	260	25.45%	74.55%	11.54%	88.46%	51.46%	48.54%	18.75%	81.25%
VLFIRE	0	21	1	16	0	4	0	1	0	25	1	17	0.00%	100.00%	5.88%	94.12%	0.00%	100.00%	5.56%	94.44%
WEBSTR	62	415	36	351	360	27	64	31	422	442	100	382	13.00%	87.00%	9.30%	90.70%	48.84%	51.16%	20.75%	79.25%
WESTUN	23	124	7	52	84	16	8	8	107	140	15	60	15.65%	84.35%	11.86%	88.14%	43.32%	56.68%	20.00%	80.00%
TOTALS	15490	79959	5031	70771	66048	16520	14237	9879	81538	96479	19268	80650	16.23%	83.77%	6.64%	93.36%	45.80%	54.20%	19.28%	80.72%

SSAP	SSAP's do not receive 9-1-1 calls directly only transfers from other centers (Their percentages will be higher)
Network	Network Based Providers
Handset	Handset Based Providers

Three GHC 9-1-1 PSAP's included in the original report provided are not included. The data from July 2011 for these sites was not reporting accurately.

GHC 9-1-1

GHC 9-1-1 July 2013 Calls Greater Than 30 Seconds



GHC 9-1-1 July 2013 Calls of Any Duration

